

NO. 199 JULY—SEPT. 2008

NAVA News

The Quarterly Newsletter
of the North American
Vexillological Association

U. S. Issues State Flag Stamps

Page 2



ALSO IN THIS ISSUE . . .

- 23 ICV in Yokohama, Japan . . 1
- Update to WWII Award Flags . 3
- State Flag Contest Answers . . 4
- New Flags 6
- Contest Corner 9
- Civil War Flag Pole 10
- Multi-State Old Glory 12
- Chumley 13
- NAVA 42 in Austin, Texas . . 14

FROM THE PRESIDENT

Farewell

Dear Fellow NAVA-ites,

In my last column, I disagreed with NAVA's historical decision against having local chapters. My original intent was to highlight the value of local vexillological gatherings like the joint GWAV/CBFA meeting in Pittsburgh last spring. However, as my predecessor and colleague Kin Spain has pointed out to me, the actual reason for forgoing local chapters had more to do with legal liability issues rather than concern about diluting attendance at our annual meeting. I apologize to Kin (on



whose watch the decision was made), and to everyone else for what started out to be a positive comment, but went astray. *Mea culpa*. However, I stand by what I said about encouraging local meetings—they are valuable

both as forums for presenting research, and as ways to connect with more members and potential members.

I look forward to seeing many old and new faces at NAVA 42 in Austin, which is less than two months away as I write this. One particularly exciting development is that we have an unusually large number of first-time presenters signed up. In addition to the "usual suspects," we're also expecting several distinguished visitors from overseas. From all accounts, this is shaping up to be one of our best annual meetings ever.

On page 6 of this issue, you'll read about the creation of the new flag of Springfield, Virginia. I had the pleasure of assisting the Springfield Chamber of Commerce with this effort, and also of working with the nearby town of Leesburg, Virginia on their ongoing flag project. One of the most interesting things about these projects, and others that I've been involved in, is their variety. Each one involves a different set of people, with their own ideas about what a flag should be like and how it should be "sold". It's really

Contact Peter Ansoff: pres@nava.org

been satisfying to help them using tools like our *Good Flag, Bad Flag* booklet, our case studies on the web site, and so on. I'm hoping that we can expand the "toolbox" of flag-design aids that are available to the membership, so that we can take better advantage of opportunities that arise in our individual communities.

As many of you already know, I've informed the nominating committee that I do not wish to be a candidate for president again this year. I won't rehash my reasons for that decision, but suffice it to say that I think I can contribute to NAVA more usefully in other ways. As this will be my last President's column, I'd like to conclude by thanking my fellow board members, committee members, and others for their work on behalf of our organization, and to assure my successor (whoever he or she may be) of my continued support. As my predecessor, Dave Martucci, likes to say, "Pro Vexillis!".

Flaggily,
PETER ANSOFF
PRESIDENT

Cover photo: Full-size flags of member associations of FIAV displayed at 21 ICV in Buenos Aires, Argentina in 2005. *Photo by Ted Kaye*

NAVA News

PETER A. ANSOFF, HUGH L. BRADY, EDWARD B. KAYE,
JOHN A. LOWE, DAVID B. MARTUCCI
EDITORIAL BOARD

North American Vexillological Association

FOUNDED 1967

A MEMBER OF THE INTERNATIONAL FEDERATION OF VEXILLOLOGICAL ASSOCIATIONS

PETER A. ANSOFF, PRESIDENT
DEVEREAUX D. CANNON, Jr.† (1954-2007), FIRST VP
KEVIN J. MURRAY, SECOND VP
CHAD M. CRABTREE, SECRETARY
EDWARD B. KAYE, TREASURER

NAVA News 199 (ISSN 1053-3338), July-Sept. 2008, Vol. 41, No. 3
Published quarterly by North American Vexillological Association,
1977 N. Olden Ave. Ext., PMB 225, Trenton, NJ 08618-2193.

A benefit of NAVA membership. Articles, letters, and inquiries about rates and permissions may be sent to the editorial office.

Editorial Office: NAVA News Editor, 1977 N. Olden Ave. Ext. PMB 225, Trenton, NJ 08618-2193. navanews@nava.org

Postmaster: Send address changes to NAVA News, 1977 N. Olden Ave. Ext., PMB 225, Trenton, NJ 08618-2193.

© 2008 North American Vexillological Association. All rights reserved.

Views expressed are those of individual authors and may not represent the views of NAVA, its officers, or the editor.

MILESTONES Salute!



NAVA member Ron Strachan (left), proprietor of National Flags (consular and diplomatic flag supplies) honored the 4th of July and Canada Day at his hometown Rotary meeting at the Holiday Inn hotel in Darwin, Northern Territory, Australia. With him is visiting Rotarian Jim Delker from Herndon, Virginia.

HALF STAFF

Roy Mock

NAVA regrets to announce the death of H. Roy Mock, of Baltimore, Maryland, in an automobile accident on 28 February 2008. He belonged to the Chesapeake Bay Flag Association and had been a NAVA member since 1992.

Steffi Vehres

The wife of NAVA member Gerd Vehres, who attended NAVA 38 in Indianapolis and co-hosted 22 ICV in Berlin, died 9 August 2008 after a year-long battle with cancer.



Steffi & Gerd at NAVA 38

Call for Proposals/Notice of Meetings

NAVA 43: If you have a local group that might like to host NAVA 43 (2009) or NAVA 44 (2010), please contact NAVA President Peter Ansoff at pres@nava.org. He will send a sample proposal.

24 ICV/NAVA 45: NAVA and the Chesapeake Bay Flag Association will host the 24th International Congress of Vexillology. 24 ICV will convene in the Washington, D.C., area in conjunction with NAVA 45. For more information, contact Peter Ansoff, pres@nava.org.


23 ICV July 2009 Yokohama, Japan

Make your plans now to attend the 23rd International Congress of Vexillology. Hosted by JAVA (the Japanese Vexillological Association にほんきしゅうがくきょうかい), the Congress will run 12-17 July 2009 in Yokohama, Kanagawa Prefecture.




The Congress venue will be the Yokohama City Port-Opening Memorial Hall (built in 1917 to commemorate the 50th anniversary of the opening of the port of Yokohama to international trade).

Today it is an important cultural site in Japan and is still used for public meetings and special events.



The congress flag combines Yokohama and JAVA flag symbols using the colors of the Japanese national flag.



Yokohama adopted its city's red emblem, based on the stylized katakana characters for Hama (ハマ), on 5 June 1909. *Source: FOTW*

NAVA is always well-represented at ICVs, with 15-25 members usually attending. Former NAVA president Kin Spain currently serves as secretary-general of FIAV, the Fédération internationale des associations vexillologiques, which sponsors the international congresses.

For more information about 23 ICV, visit <http://yokohama.fiav.org>

The U.S. Issues State Flag Stamps



On Flag Day, 14 June 2008, the U.S. Postal Service debuted the first set of 10 designs in the 42-cent “Flags of Our Nation” three-year multi-stamp series.

A total of 60 stamp designs will be issued, showing all 50 state flags, five territorial flags, the District of Columbia flag, and four versions of the national flag. Two sets of ten stamps will be issued in 2008, 2009, and 2010.



Howard E. Paine of Delaplane, Virginia, designed the stamps and Dr. Whitney Smith of the Flag Research Center served as a consultant on the flag images. Artist Tom Engeman of Bethany Beach, Delaware, created the highly detailed flag portraits and the background artwork—a small “snapshot” view of the area represented by that particular flag. Art for the Stars and Stripes stamps was inspired by the opening lines of “America the Beautiful”—celebrating spacious skies, amber waves of grain, purple mountain majesties, and the fruited plain.

“Flags are our nation’s greatest symbols for unity and pride and the values we hold dear”, said David Failor, executive director, Stamp Services, USPS. “The Postal Service is

proud to present this tribute as we honor our nation’s flags.” In addition to the issuing ceremony in Washington, DC, nine “Flags of Our Nation” stamp events were held concurrently from Alabama to Delaware at state capitols and the like.

This is a new format for mail use in a multi-stamp series. Each coil of 50 stamps has ten different flags, arranged alphabetically and alternating five times. As postage rates increase, future stamps may have higher values.

The first set depicts the flags of the United States, Alabama, Alaska, American Samoa, Arizona, Arkansas, California, Colorado, Connecticut, and Delaware. The next set, scheduled for September 2008, will feature the District of Columbia through Kansas.

The USPS is also offering ancillary stamp products, such as “a special Flags of Our Nation Collector’s Folder”, first day covers with digital color postmarks, and programs from the stamps’ issuance ceremony.



An early image of the “Spacious Skies” stamp, released before rates increased.

Update to World War II Award Flags

BY DAVE MARTUCCI

I'm pleased to present some updates to the report published in *NAVA News* #189 (January-March 2006).

U.S. Navy Bureau of Ships



The flag illustrated in the *NAVA News* article was a reconstruction based on the *Bo's'n's Whistle* illustration on the back cover. Here is a photograph of an actual flag showing all of the construction details. Note that my conjectural version showed the central disk in yellow.

Courtesy National Museum of Naval Aviation.

"A" Award Flag

This photo shows the U.S. flag flying above a Minuteman Treasury Award Flag and another award flag, possibly the Army "A" Award flag, from the short-lived award program (May-June 1942) phased out in favor of the Army-Navy "E" Flag award.



The flag appears to be pennant-shaped with a panel at the hoist sporting a white capital letter "A" and the fly in a different color, perhaps red.

Anyone with more information is urged to write to NAVA at navanews@nava.org.

Courtesy Library of Congress.

Navy War Bond Honor Flag



Yet another variation of the basic War Bond Minuteman flag. This design shows the Minuteman image with two crossed anchors behind and four stars. Presumably the flag is blue with white charges.

Courtesy National Museum of Naval Aviation.

National War Fund Flag



The National War Fund consolidated many causes into one large fund drive. Its flag often hung in USO clubs, its largest beneficiaries. This is an actual flag owned by NAVA Member Bob Wasserman, who kindly sent in the picture.

Courtesy Robert M. Wasserman, Miami, Florida.

STATE FLAG CONTEST ANSWERS

BY CLAY MOSS

NAVA News #194 (April-June 2007) announced a contest to identify new state flag designs which I had proposed. Several NAVA members wrote to compliment and or criticize the designs that I submitted, and for the correspondence I give my thanks.

I began to dabble in flag design at a very young age. As my understanding of vexillology and vexillography matured, so did my understanding of good flag design from a pragmatic, visual standpoint. Over the years and just for fun, I had drawn up a number of alternative U.S. state flag designs and have advised several state governments as they considered altering their flags.

In 2005, when teaching a high school vexillology class, I reviewed state flags for possible modification. I dug up my old ideas, and drew up a few new ones, and many of them appeared in the *NAVA News* contest. I also posted the series on FOTW. Some of these flags are serious, some are silly, and others are in-between.

I would like my illustrations to simply stimulate the thought process. In drawing up these flag proposals, I reintroduced old flags where I could or attempted to salvage something from current flags in order to introduce something improved yet familiar. In redesigning flags, there's no need to completely reinvent the wheel unless there is no wheel to begin with.

Below are the answers to the contest and my abbreviated explanations of the images. Have fun!



1. Pennsylvania: Pennsylvanians have told me that a keystone, the symbol of the state, ought to deface their flag.



2. Iowa: From the current flag, remove "IOWA", the ribbon, and all the words on it, then replace the ribbon with a graduate's diploma, signifying that the state is renowned for its educational system.



3. Arkansas: Simply remove the word "ARKANSAS", which the adopters of the flag subsequently added to the designer's original version.



4. Minnesota: A similar design to William Becker's (see Minnesota "proposed flag" page on FOTW), which I drew 15 years ago.



5. Connecticut: A simplified grape vine component from the current flag's seal fills a central vertical stripe.



6. Kentucky: All that I could think of was the state's famed "blue grass".



7. Michigan: The wavy blue stripe celebrates Michigan's relationship with the Great Lakes. The yellow area symbolizes its industrial and rural wealth. The stars represent the peninsulas in rough geographic position.



8. California: Simply remove the words "CALIFORNIA REPUBLIC" from the current flag.



9. Delaware: If any northern state were entitled to fly the Bonnie Blue Flag, it would be Delaware, the first U.S. state to join the union. So, I incorporated a single star into Delaware's proposed modified design. The dark blue diamond might well be a disk.



10. Washington: I applied the green from the current flag to the design of the Washington, DC flag, which derives from George Washington's coat of arms. (Others have also proposed this design).



11. New Mexico: Add the vertical red stripes at the hoist and fly of the current flag—to solve the problems of appearing to have no charge when it hangs limp, and looking dingy on the fly end after exposure to the dusty, semi-arid conditions in the state.



12. South Dakota: Simplify the current flag to its serrated-edge seal, and add two gold stripes. (There's simply no way to put Mount Rushmore on a flag!)



13. Illinois: The blue stripe represents Lake Michigan or the Great Lakes. The yellow gold stripe represents Illinois' wealth both in industry and agriculture. The fleur de lis in the upper hoist signifies that Illinois began its European heritage as part of French America.



14. Wyoming: Simply remove the seal from the current flag.



15. Oklahoma: This is a modification of the state's 1911-24 "Red Flag".



16. Nevada: A simplification of the current flag, removing the words, ribbon, and wreath and increasing the size of the silver star.



17. New Jersey: The shield from the current flag is on a tri-bar background to symbolize, as do the plows, that New Jersey was the third state to join the union. The shield is as complex as a charge should be on a flag.



18. North Dakota: Starting from the "government flag" with the state coat of arms, I rearranged the components, including the arrowhead, diagonal stripe, and the three stars (for the three branches of government and the territory's history under three flags). Yellow and green represent agriculture and grazing, the arrowhead the "Sioux State", and the fleur de lis the French influence.



19. Massachusetts: Allow me the liberty here of holding out a carrot. Either New Hampshire or Massachusetts should jump on this flag while they can. Will either of them seize the moment?



20. Wisconsin: Two cheese wedges (simultaneously forming the letter "W") symbolize the wealth and prosperity the dairy industry has brought to Wisconsin, while the green background symbolizes Wisconsin's lush flora.



21. Vermont: A modified Green Mountain Boys flag. The 14 stars signify that Vermont was the 14th state to join the union.



22. Missouri: Using the current flag, I moved the circle of stars to the upper hoist and replaced its contents with a simple fleur de lis to symbolize that Missouri was a part of the Louisiana Purchase and still retains a substantial French heritage.



23. Georgia: The 1879-1904 flag.



24. Maine: The 1901-1909 flag.



25. Virginia: The background device is the English flag signifying the Jamestown settlement and Virginia's long, robust history as a British colony. The charge is a disk of Old Glory blue bearing 8 stars in a circle (for the 8 Virginia-born presidents) and George Washington's family shield.



26. West Virginia: The triangles represent West Virginia's mountains while creating an abstract version of West Virginia's initials—"WV".



27. Florida: The "Chase Flag" of 1861, hoisted by Col. William H. Chase when state forces took control of the federal forts and navy yard at Pensacola at the beginning of the Civil War.



28. Idaho: The green stripe represents North Idaho, primarily lush green forest country. The white stripe represents the Rocky Mountains in the central part of the state. The brown stripe represents the more arid South Idaho and its potatoes. Also, in a geographic metaphor, the design when inverted is the old flag of Transkei.



29. North Carolina: A slightly modified (undefaced) version of the state flag flown during the Civil War.



30. Utah: The beehive from the current flag appears on a bicolor of Old Glory Red and Old Glory Blue.



31. New Hampshire: The "Old Man of the Mountain" defaces a St. George Cross representing the state's English heritage.

continued on next page



32. Montana: The song *America the Beautiful* could be describing western Montana's "purple mountain majesties". The design places those purple mountains under the famous Montana "big sky".



33. Louisiana: The 1861 state flag which was based on the U.S. flag. The colors derived from the flags of Spain (canton and star) and France (stripes).



34. Mississippi: The current flag, but with a lower blue stripe to provide better balance and eliminate the fimbriation flanking the canton.



35. Nebraska: Code letter "N" flag with blue rectangles changed to red (recalling the red block "N" flag of the University of Nebraska which outsells the current state flag).



36. Oregon: The green section represents the forested western part of the state; the golden tan section represents the semi-arid eastern part. The serrated division represents the Cascade Mountains roughly where they bisect the state, and the beaver comes from the current flag's reverse.

NAVA Helps Flag Contest

NAVA's president, Peter Ansoff, recently helped his neighboring community of Springfield with its flag-design contest. NAVA members often coordinate such efforts with the NAVA Flag Design



Committee, and write up their experiences as Case Studies, published on the NAVA website. Shown here are many of the 83 proposals for the community's flag. See article at right.



NEW FLAGS



Springfield, Virginia

In January 2008 the Greater Springfield Chamber of Commerce (Virginia) held a contest among the area's K-12 students to select a design for a community flag. Among 83 entries, Matthew Tiemann of Lake Braddock Secondary School submitted the winning design and received a \$1,000 college scholarship from the Chamber. The flag was first raised officially in a ceremony on 14 June 2008.

The flag incorporates multiple elements & symbolism. A white outline device in the center recalls a Tiger Swallowtail Butterfly (the official symbol of the commonwealth of Virginia) and a freeway interchange (I-95, I-395, and I-495 converge near Springfield). The encircling blue oval represents sphere of influence of Greater Springfield, identifying 300-year-old area as a gateway, connector, and destination. The colors are blue for fidelity (as well as being the predominant background color, of the flags of Virginia and Fairfax County), green for the suburban landscape, and white for purity.



For a flag, call 703-866-3500 or print an order form from the chamber's website. \$30 for a 3'x5' flag suitable for outdoor use, \$6 for a 4"x6" desk flag with stand.

www.springfieldchamber.org

A New Flag for Iraq (Again)?


In July 2008 Iraq announced a competition to design a new national flag and is calling on Iraqis and artists and designers inside and outside of the country to take part.

Lawmaker Mufeed al-Jazairi announced the competition, saying that interested people have until the end of September to submit their designs. A committee will select three designs to be presented to the parliament, which will vote on a new flag by the end of this year.

He said that the new Iraqi flag should symbolize all of Iraq's nationalities, ethnic groups, and cultures as well as representing the civilization of Mesopotamia.



1963-1991



2004 proposal



2004-2008



2008-?

Earlier this year, Iraq's parliament voted to strip the three green stars of Saddam Hussein's toppled Ba'ath party from the country's flag, but retained the green inscription *Allahu Akbar* ("God is Great"),

NAVA has no information yet about the details of the competition. Please alert navanews@nava.org with any details.

Source: various news agencies; images from FOTW and Wikipedia.

A Variant of Cuba's July 26th Movement Flag

Radio Nuevitas, a station in Cuba's Camaguey province, recently reported on a variant version of the flag on the shoulder of the Cuban military uniform which continues to be used as a symbol of the Cuban revolution.



26th of July Movement

The 26th of July Movement (*Movimiento 26 de Julio*, or "M-26-7") was the revolutionary organization planned and led by Fidel Castro that in 1959 overthrew the Fulgencio Batista gov-

ernment in Cuba. The name originated from the failed attack on the Moncada Barracks, an army facility in the city of Santiago de Cuba, on 26 July 1953.

A local woman, Mercedes Saroza Forcelledo, made the flag at the behest of her neighbor, the revolutionary Angel Gutiérrez Nuñez in 1957. The day before its completion she had to hide the flag under a sand hill during a police raid. "Angelito", when seeing the flag, complimented its beauty and asked that it cover him if he were to die.



26th of July Movement, Variant
(conjectural reconstruction by David B. Martucci)

The flag's current whereabouts is unknown, but Dave Martucci has reconstructed it from the Radio Nuevitas description.

Source: http://www.radionuevitas.co.cu/web_english/news/nuevitas_260708_2.asp

Finding a Civil War Flag Pole A Collector's Tale

BY JOHN PITTSBARGAR

I have been a military historian and collector of militaria for 50 years. Recently I have concentrated on the Civil War/Indian Wars period for flags, pole tops, and flag-related chevrons (US Infantry and Cavalry Color Sgts, USMC Color Sgt, and Signal Corps). In our growing collection, my friend Dennis Guenter and I have over 400 original chevrons and brassards and many flags back though 29 stars. I hand-sew and hand-paint flags of the period for re-enactors.

Recently, my wife Irene and I were traveling back to New Jersey to attend a family wedding. Having time on our hands one day, we went antiquing. While going through a shop in New Jersey (one of several we had searched on our way) I noticed an old eagle-topped pole sticking out from behind a china hutch against a back wall. I was sure my eyes were playing tricks on me. My legs trembled and my heart palpitated! (I'm told that the older you get, the more likely that is to happen to you.) Anyway, I worked my way through several tons of junk furnishings and finally got to within a couple of feet of the pole. Nope! My eyesight was just fine! My heart still raced and my hands shook a bit anyway. There in front of me was a real Union infantry upper pole, topped off by a heavy bronze eagle standing on a "T"-based perch over a globe. It was covered with dust and spider webs and looked crudely. But it was the real thing. I had found a Civil War vintage Union infantry upper pole and top.

I looked around for the lower section of the pole but it was not to be found. I asked the shop manager about the price and whether the lower section of the pole was to be had or not. She phoned the owner and he told her that what was in the shop was all he had found. We haggled over the price and I walked away with my treasure. The previous owner had found it in an estate sale in a closet and did not know what he had—just an old pole.

All the fittings are age-tarnished brass, and the pole, while dirty and age-toned is crack free. Down the spine of the pole are some holes and yet there are still several old rusty nails in place where the colors had been "nailed" to the pole. This was a very common practice on both sides during the war to help keep the colors in place and to resist the attempts of the troops of the other side from wresting the colors from the pole during combat. With nails still in the pole, someone in the past had torn the flag from this pole anyway.



There were about 540 regiments of infantry in the Union Army during the war (1861—1865) and here was the top of one of their poles. Rare is a good term here. I had only seen these eagles in museums and private collections. I never thought that I would get lucky enough to find one. Many units of state-raised infantry regiments, such as the 77th Pennsylvania Volunteers, used the spear-point tops for both their national colors and their regimental colors, though some did sport eagle tops. National or federal units, such as the 4th U.S. Infantry, were issued with the eagles for the national colors and

spear-point finials for their regimental blue silk painted eagle colors.

I found it in excellent shape. There is still some of the original gilding to the breast surface of the eagle (most of it is gone from the back side). The detailing of the feathers is complete to all surfaces of the eagle. The feet are separate on the “T” base with the area in between cut out. The eagle is a solid casting and is then fitted down through the globe as it should be. (There are a couple of poor photos of this type of pole top shown in the Union volume of *Echoes of Glory* by Time/Life Books. At one time during the early Civil War, one unit actually carried a live eagle into battle on the top of a pole. His nickname was “Old Abe”.)

A few years ago, I saw one of these tops with about 6 inches of pole on a square wood base being offered at auction. The bidding topped \$1,400. I swallowed my desire for it and hoped I would one day get lucky...now it's finally happened. Now you are all wondering, so I will tell you—NO, this item is NOT for sale! It is going to stay in my collection. Money is nice, but I'm nearing 60 and I don't think that there is enough time left on my meter to get this kind of luck again. I will still continue to haunt antique shops looking for goodies. They're still out there, and who knows...you might get lucky too!



John Pittsenbargar is a member of the Confederate States Vexillological Association; a life member, Military Order of the Purple Heart; Camp Commander (1826), Sons of Confederate Veterans; a member of VFW Post 3242; and runs a sutlery business supplying civil war reenactors.

CONTEST CORNER

Alternate U.S. State Flags

In *NAVA News* 194, we featured the alternate state flags contest, where readers were asked to identify the state represented by each of 36 hypothetical flags created by NAVA member Clay Moss.

Sophie Rault, of Brittany, France, won that contest handily. Please see pages 4-6 for the answers, and Clay's intriguing explanations for each of the alternative designs.

NAVA News 198's Contest, extended:

Which City Has Flown the Most Flags?

Nacogdoches, Texas claims nine national flags in its history. Readers, have you any candidates for cities having more than nine national flags flown over them? Send them in!

Please send your nominations, with the list of flags (and their years), to vex@sixsided.com by 31 October 2008. The winner will be announced in a future issue of *NAVA News*.

Old Glory on Lumber

BY DAVE MARTUCCI

About a dozen years or so ago, I worked briefly for a U.S. senatorial campaign and one day we held a press conference at the docks in Winterport, Maine. Being unloaded there were several million board feet of lumber from Siberia bound for Robbins Lumber Company to be resawn to American dimensions and sold in this country, every piece stamped with a red star. At the time, this was a very impressive sight.



Recently I spotted a photo online showing some U.S. lumber being exported overseas and I was surprised to see each piece is stamped with Old Glory. Now, that's even more impressive!

Printable Flag Kit

One of NAVA's newest members has created a product allowing users to design, print, and assemble a custom fabric flag in minutes using a PC and an inkjet printer.

Nichol Nelson remembers her love of flags as a small child on float day back in the second grade. "My float theme was Betsy Ross. My mom helped decorate a stroller with red, white, and blue paper flowers, and my doll, Mrs. Beasley, was dressed up like Betsy Ross and majestically perched atop, sewing the American Flag. It was a big hit, and the students loved it!"



She invented the Create-A-Flag after encountering the challenges in ordering custom flags. The flags are weather-resistant and designed to print just like 8½" x 11" paper. The kits contain a specially-designed printable sheet of fabric which adheres to an adhesive sleeve and slips on a 24" gold-speared dowel.

Getting the flag right took almost a year of R&D. The biggest obstacles were getting the material to be fray- and weather-resistant and making the product easy enough to use for the mass market. The flags are one-sided; the obverse shows through to the reverse.



Nelson plans to bring flags of other sizes and shapes to market within the next year, and is also working on an interactive website with flag-making templates (similar to print-your-own greeting card websites) for people who are not as computer-literate or creative. The product is patent pending and made in the USA. She has been working with Rainforest Relief™ to assure the wooden dowels are Rainforest Safe™.

Create-a-Flag is available in five Walgreens stores in Phoenix and Scottsdale and on-line. Two-flag kits are \$10 and six-flag kits are \$29 plus shipping. See www.create-a-flag.com.

Mystery Flags



Lutheran Flag?

An anonymous NAVA member sent this photo of a celluloid button from around 1900, showing two crossed flags, the U.S. flag (interestingly, sporting 47 stars) and a blue flag with a white canton bearing a red Latin Cross and the inscription in white on the blue field "BY THIS SIGN CONQUER". At the bottom, below the flags, is the inscription "Rally Day". The member believes the mystery flag is the Lutheran Flag.


Chinese Flags?

This matchbox cover illustrates Chinese flags from about the 1920s. At the top is the "five-color" national flag of China, 1912-1929. Just below on the left is the so-called "War Flag" from 1911 that served as the merchant flag for some period after 1912. On the right is the current flag of Nationalist China (Taiwan) but here it probably represents the 1912-1929 ensign. But, wonders Dave Martucci, what are the two flags below?



If you can help identify these flags, please contact NAVA News at navanews@nava.org.

PFA Designs Multi-State Old Glory



BY TED KAYE

The Portland Flag Association has developed a fully-representational U.S. flag variant using the flags of the individual states.

Inspired by the work of its members Paul and John Carroll, the promoters of *The World Flag* (see *NAVA News* #197), the PFA designed this design to incorporate state flags into the national flag. I proposed the concept and John Hood (editor of the PFA newsletter the *Vexilloid Tabloid*) created the artwork.

The flag replaces the stars in the canton with individual state flags, placing them in order of admission to the union.

Ironically, although many state flags are widely criticized as “seals-on-a-bedsheet” with a single central charge on a blue field, in this application those attributes help create an effective design. This flag truly puts the “union” in the union! One improvement might be to make all the blue fields “Old Glory Blue”, so that they merge into the canton and really make their charges stand out.


Alternative designs tested by John Hood included versions that placed the state flags in alphabetical sequence, eliminated the blue spaces between the flags by shrinking the canton’s width (compressed), or expanded the canton to regulation size by adding blue at the left and right borders (expanded).



Alternative cantons: compressed and expanded


The Portland Flag Association meets quarterly, with attendance ranging from 5-10 members each meeting. It was instrumental in the 2002 revision/simplification of the flag of the city of Portland (designed and re-designed by member Doug Lynch), and counts among its membership a large number of NAVA members.

RAVEN Volumes Available to New Members



NAVA's annual journal, *Raven*, brings the pinnacle of North American vexillological scholarship to members. For a limited time, volumes from #7 (2000) through #14 (2007) are on sale at \$5 per copy. Plus, *American City Flags*, #8/9

(2002-03), is on sale for \$20. Through this offer, we hope to share NAVA's resources, especially with newer members who have missed those volumes.



Send order and payment to 1977 N. Olden Ave. Ext., PMB 225, Trenton, NJ 08618-2193, or via PayPal to treas@nava.org. Deadline = 12/31/08.

We're Moving!

After 34 years, The Flag Shop is leaving West 4th Avenue...

Address after July 26, 2008
1615 Powell Street Vancouver, BC V5L 1H5



The Flag Shop 1615 Powell Street Vancouver, British Columbia V5L 1H5
t: 604.736.8161 f: 604.736.6439 toll free: 800.663.8681 vancouver@flagshop.com www.flagshop.com

NAVA Classifieds

Unusual collection of flag information and historical flags. The Flag Guys® www.flagguys.com FREE catalog. 845-562-0088 283 Windsor Hwy., New Windsor, NY 12553

Did you know? Many commercial members of NAVA offer discounts to NAVA members. See a list of all commercial members on the NAVA website (under "Flag Marketplace"), and be sure to ask for your discount.

Dave Martucci has updated his "Official US Flag" web page that gives the dates of admission of the States and the date of adoption for each of the official US Flags since 1777.
<http://www.vexman.net/FlagAdop.htm>

Gifts to NAVA through 11/08 in memory of members who have died will be acknowledged in NAVA News #200.


NAVA News wants your articles and other vexi-news from around North America

Nearly all of the content of *NAVA News* comprises contributions from our members and other members of the vexi-community. We're always looking for short articles, news about members' vexillological activities, photos, pictures, and descriptions of new and interesting flags, etc. If you'd like to submit an item for publication, contact the interim editors, Peter Ansoff (pres@nava.org) or Ted Kaye (treas@nava.org). The publication schedule for the next issues are:

Issue No.	Deadline for Submissions	Approximate "In the Mail" Date
200	31 October	20 December 2008
201	31 January	20 March 2009
202	30 April	20 June 2009

Don't wait—get started now on that article you've been meaning to write!

CHUMLEY THE VEXI-GORILLA



Chumley the Vexi-Gorilla™ is the creation of Michael Faul, editor of *Flagmaster*, the distinguished journal of the Flag Institute in the United Kingdom. To a field not often blessed with humor's grace, Mr. Faul brings a delightfully light touch, deep vexillological roots, and sparkling whimsy.

Extra Stripe on New Flag Stamp

The U.S flag in the “Night” design for a 42-cent definitive stamp, in the Flags 24/7 series issued 18 April 2008, has 14 stripes! *Linn's Stamp News* publicized the error. According to USPS stamp services authorities, the seventh white stripe was added at the bottom of the flag to provide definition to the image, and was not part of artist Laura Stutzman's original art work. Nearly a million of the stamps have been printed.

News tip from NAVA member Deborah Hendrick



MEMBER FLAG

The Torres flag is a horizontal bi-color, where the upper stripe (Or/gold) is twice the width of the lower one (Gules/red). The flag has a ratio of 2:3 and includes the Torres shield in the upper stripe. The shield is centered at the horizontal halfway point between the hoist and the flag's y-axis.

The Torres shield: Gules, four towers Or, arranged quarterly, with an inescutcheon Or, a Sable bear rampant.

Symbolism: The towers represent the Spanish surname Torres, while the bear represents the Polish maiden name Misiak. Yellow represents hope, faith, happiness, and intellectualism. Red is for strength, leadership, unity, and passion. Black stands for decorum, power, humility, and reflection.



Flag of Carlos Torres, of Livonia, Michigan

For all NAVA Members' flags, see

<http://www.nava.org/NAVA%20Membership/FlagRegistry.php>

Members are encouraged to send in their personal flag designs for inclusion in the NAVA Member Flag Registry. Send your photos, drawings, and descriptions to navanews@nava.org or mail to: Member Flag Registry, 1977 N Olden Ave Ext PMB 225, Trenton NJ 08618-2193 USA.

NAVA 42 **Austin, Texas** **Oct. 10-12**

The 42nd annual business meeting of the North American Vexillological Association will take place on Sunday, 12 October 2008, at 9:00 AM in the Extension Auditorium, Texas State Capitol, 1400 Congress Ave., Austin, Texas.

In accordance with paragraph 6.02 of the bylaws, the agenda will include:

1. ELECTION OF OFFICERS FOR 2008-09


The nominating committee will propose a slate of candidates. The slate will be posted on the NAVA website at least 30 days before the meeting, and announced to members by e-mail and/or regular mail. Additional nominations may be made from the floor.

2. ELECTION OF THE NOMINATING COMMITTEE FOR 2008-09

The board will propose candidates. Additional nominations may be made from the floor.

3. SUCH OTHER BUSINESS AS MAY COME BEFORE THE MEETING.

Minutes of previous meetings are available in the members-only section of the NAVA web site. Copies of the bylaws are available in the "about NAVA" section.



The NAVA 42 Flag

The organizing committee has selected for the NAVA 42 flag a historical design originally drawn in 1839 by Peter Krag. The NAVA 42 flag is a rectangular variant of the Texas revenue service flag, a square naval auxiliary flag authorized by the 1839 act that established the Lone Star Flag as the national flag of the Republic of Texas. Krag drew the official art for both the Lone Star Flag and the auxiliary naval flags. The NAVA 42 flag is especially appropriate as NAVA 42 celebrates the 75th anniversary of the Lone Star Flag's readoption in 1933. The Committee thanks everyone who submitted designs for the NAVA 42 flag.

More at: www.nava42.org
contact info@nava42.org



North American
Vexillological Association
1977 N. Olden Ave. Ext. PMB 225
Trenton, NJ 08618-2193 USA
ADDRESS SERVICE REQUESTED